

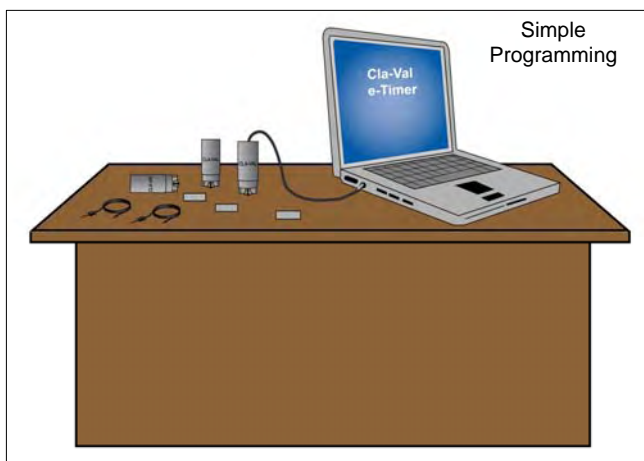
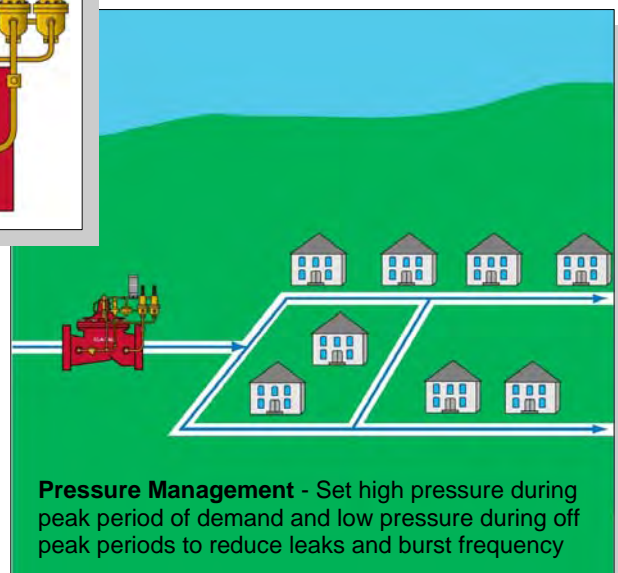
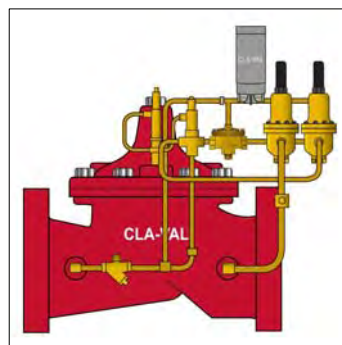
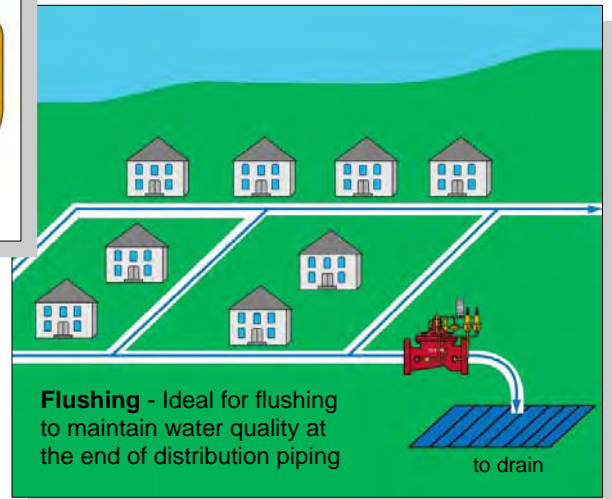
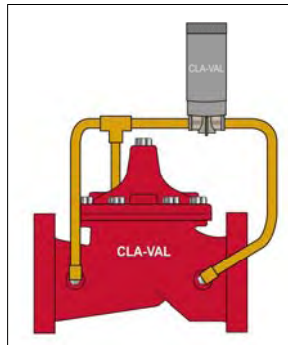


CLA-VAL e-Timer Electronic Autonomous Time Controller

Simple - Reliable - Easy to Program

Features and Benefits

- Five-minute set-up from start-to-finish in the office or in the field using down-loadable software from the Internet.
- Valve can be programmed to open and close up to four times per day.
- Once the cable is removed after programming, only the owner can change settings.
- 9 Volt replaceable DC power battery with five-year life (at 20°C) allows water company personnel to “set-it-and-forget-it”.
- Low cost alternative for pressure management.



To learn more, visit www.iplgroup.com or contact IPL group.

► Simple, Reliable and Accurate

e-Timer



e-Smart/L1



CLA-VAL ECO SERIES products include a CLA-VAL valve and autonomous battery powered e-Timer or e-Smart/L1 controller.

The e-Timer is an easy to use Swiss time valve controller. Its rugged construction makes it suitable for even the most demanding environments even under water.

Easy to use, it allows the control of applications such as flushing of dead ends or any opening / closing on a time basis. The autonomous electronic controller e-Smart/L1 actuates the opening and the closing of valve CLA-VAL by means of a low tension bi-stable solenoid valve.

Three standard programming modes are available:

e-Timer or e-Smart/L1:

- Daily or weekly time mode.

e-Smart/L1:

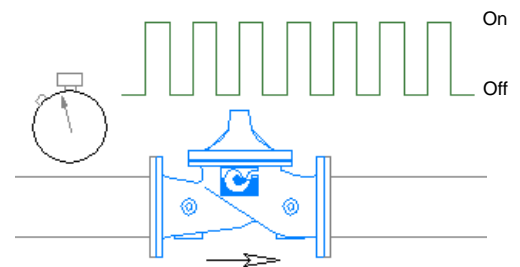
- Mixed mode where time is combined with an additional opening/closing contact switch.
- Mixed mode where time is combined with an additional opening/closing pulse flow meter.

► Standard CLA-VAL ECO applications with e-Timer or e-Smart/L1

Operating mode:

- **Time mode**

On/Off cycles per day, programmable on a 7 days/week cycle.

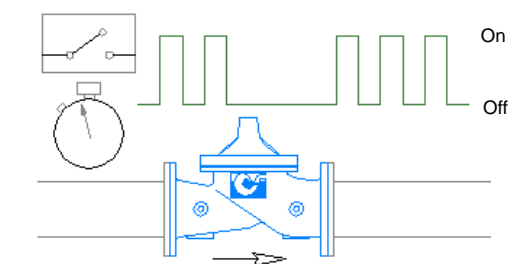


► Standard CLA-VAL ECO applications with e-Smart/L1

Operating mode:

- **Time mode + Switch mode**

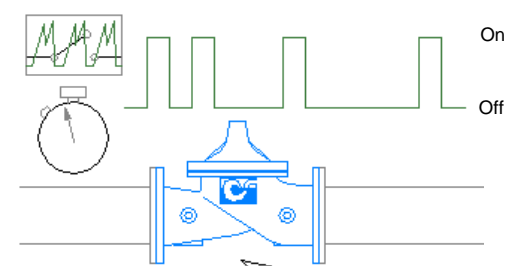
On/Off cycles per day, programmable on a 7 days/week cycle combined with an opening/closing remote contact switch.



Operating mode:


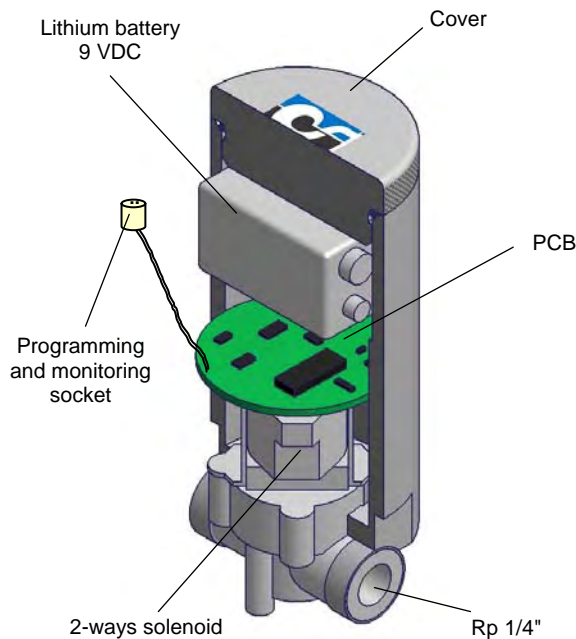
- **Time mode + Pulse flow meter**

On/Off cycles per day, programmable on a 7 days/week cycle combined with an opening/closing remote pulse flow meter contact.



► Simple and Reliable

► e-Timer: Rule based CLA-VAL programmable time controller!



Example of assembly:
Flushing Valve type CLA-VAL
ECO 32-27 with e-Timer

Description: The e-Timer is an easy to use Swiss time valve controller. Its rugged construction makes it suitable for even the most demanding environments even under water.

Software: User friendly CLA-VAL Software contains user-definable rules allowing fast and simple programming to open and close a CLA-VAL valve.

Internet Updates: All software updates are free and available on the CLA-VAL web site.

USB PC Connection: Plugged directly into your PC USB port. e-Timer parameters and data is instantly accessible through the CLA-VAL software.

Power: e-Timer is powered by an internal Lithium battery type 9 VDC.

MEXUSB20401A cable is required for programming and monitoring.

► Technical data:



Electrical Specifications

Electrical Power:	Lithium battery type 9 VDC (life time ~ 5 years for two actions/day at temperature 20°C)
Output:	1x 2-ways bistable solenoid 6 VDC



Other Specifications

Rules:	<ul style="list-style-type: none"> • Up to 8 rules (for 4 opening / closing per day) • Time & Calendar
Operating Pressure:	0,2 bar to 10 bar
Temperature range:	-10°C to + 80°C
Protection / Media:	IP68 / Drinking water
Interface:	Plug & Play / NT / 2000 / XP / Vista / Win 7



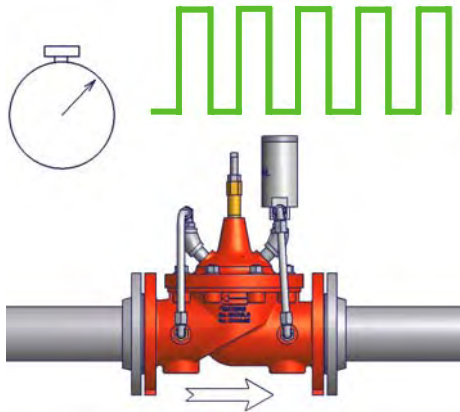
Default mode

Troubleshooting:	Output status modification without programmed rule changes
Control battery:	Output default values apply at 7V

► Simple, Reliable and Accurate

- Completely Automatic Operation
- Easy Adjustment and Maintenance
- Quality Approved Materials
- World Wide Support

► CLA-VAL ECO 32-27 Main Function



CLA-VAL ECO SERIES products include a CLA-VAL valve and battery powered autonomous electronic controller.

These controllers extend the traditional range of applications of CLA-VAL valves by adding TIME, FLOW or SWITCH controls.

► CLA-VAL ECO 32-27 Typical Application

The CLA-VAL ECO 32-27 is a flushing valve designed to Open/Close valves allowing smooth flushing of a pipeline or network. The user defines the Opening/Closing times.

Programming is time based only. Water velocity through the valve is controlled by adjusting cover mechanical opening control. The electronic controller e-Smart/L1 is programmed according to customer needs.

When opening time is reached valve opens automatically allow smooth flushing of the pipe line.

Make your valve even Better!

<i>LFS Option?</i>	<i><u>Control</u> Low flows or night flows</i>
<i>KO Option?</i>	<i><u>Extend</u> valve life with Anti-Cavitation trim</i>
<i>KG1 Option?</i>	<i><u>Use</u> stem cleaning for harsh water</i>
<i>Maintenance?</i>	<i><u>Check</u> on periodic maintenance</i>
<i>Environment?</i>	<i><u>Adapt</u> to high temperatures or frost risk</i>
<i>Security?</i>	<i><u>Add</u> hydraulic safety back-up to your valve</i>
<i>Protection?</i>	<i><u>Remove</u> excessive system overpressures</i>
<i>Corrosion?</i>	<i><u>Protect</u> your valve with upgraded materials</i>

Not just Products but Solutions: contact CLA-VAL!

Recommended typical assembly for CLA-VAL automatic control valves

