

# E2 COMBI-IV

Flanged T-piece with 4 flanged outlets and 2, 3 or 4 integral E2 valves



## Design features

- Resilient seated gate valve combined with flange cross piece
- Space saving installation through short design as well as savings in material, work, transport and storage costs
- The compact design enables the valve chamber to be made from sectional concrete giving typical savings of 25 % in chamber construction costs
- Vertical connection DN 100 optional
- Internal thread connection 3/4" - optional for manometer, ball valve outlet etc.
- Flanges sized in accordance with EN 1092-2, drilled according EN 1092-2 | PN 10 standard; EN 1092-2 | PN 16 DN 200 please specify on order - other standards on request
- Suitable for cleaning with a cleaning pig
- Duplex stainless steel spindle

## Suitable accessories

**Suitable accessories:** see page A 1/2

Handwheel:		No. 7800
Extension spindles:	rigid	No. 9000E2
	telescopic	No. 9500E2
Surface box:		No. 4550
Operating cap:	No. 2156, No. 2157, No. 2158	
Extension spindle:	No. 7820, No. 7825	
Position indicator:	No. 2170E2	
Bolts:	No. 8810, No. 8830, No. 8840	
Flat gasket:	No. 3390, No. 3470	
Blanking cap:	No. 8570E2	

No. 4400E2

No. 4410E2



Instead of a bonnet, a cap No. 8570E2 can be fitted onto the body of any outlet not requiring a valve

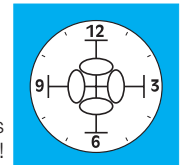


No. 4410E2 cross connection with 3 valves and vertical centre outlet



With 3 valves and no vertical outlet

Please specify the arrangement of the valves in a clockwise direction!



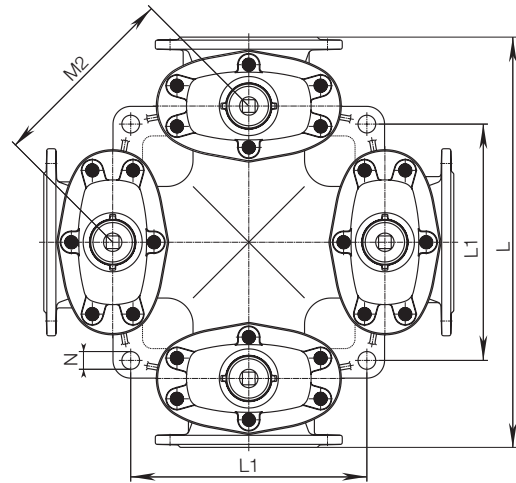
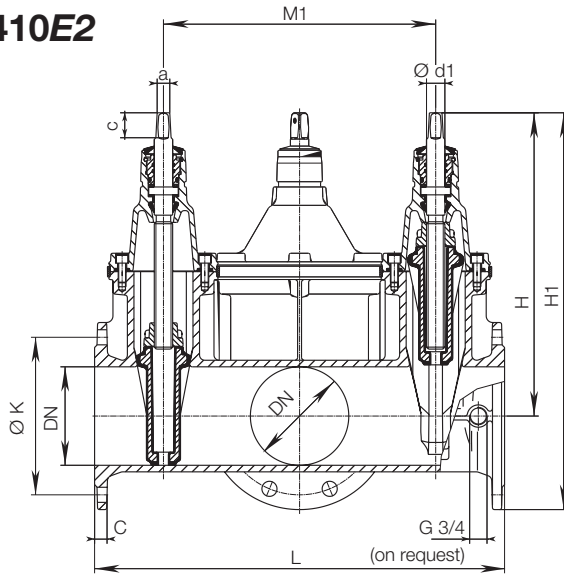
Order no.	Version	MOP (PN)	No. of valves	Dimensions/DN				
				80	100	125	150	200
4400E2	Without vertical centre outlet	16	2					
			3					
			4					
4410E2	With vertical outlet		3					
			4					

# E2 COMBI-IV

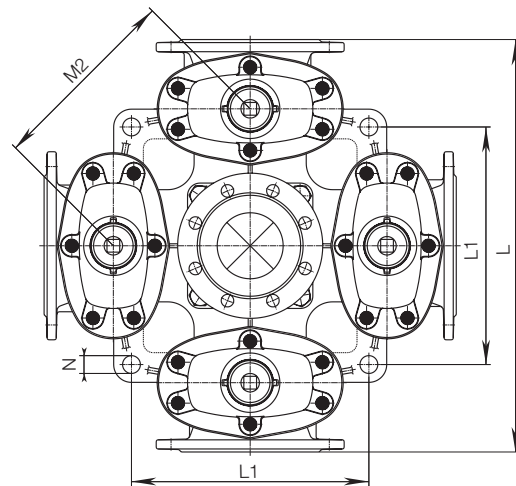
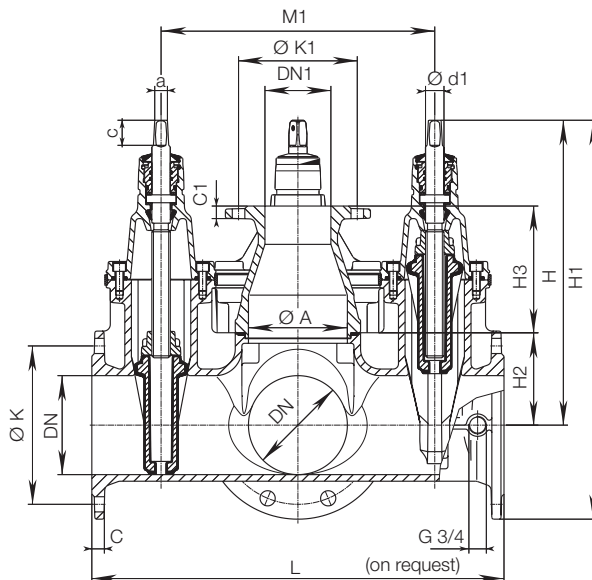
Flanged T-piece with 4 flanged outlets and 2, 3 or 4 integral E2 valves



No. 4400E2  
No. 4410E2



DN	E2 Combi IV without vertical centre outlet									Spindle			Weight (no. of valves)		
	L	H	H1	ØK	C	M1	M2	L1	N	a	c	Ød1	2	3	4
80	435	336	436	160	19	255	180			17,3	35	25	55,0	60,0	65,0
100	555	373	483	180	19	365	258	212	27	19,3	38	25	76,0	84,0	90,0
125	615	475	600	210	19	415	293,5	360	27	19,3	38	28	125,0	135,0	145,0
150	625	462	605	240	19	415	293,5	360	27	19,3	38	28	135,0	143,0	151,0
200	695	563	733	295	20	465	329	445	32	24,3	48	32	207,0	223,0	238,0



DN	E2 Combi IV with vertical centre outlet												Spindle			Weight (no. of valves)				
	ØA	DN1	L	L1	H	H1	H2	H3	C	C1	ØK	ØK1	M1	M2	N	a	c	Ød1	3	4
100	100	100	555	212	373	483	90	+	19	+	180	+	365	258	27	19,3	38	25	90,0	96,0
150	150	100	625	360	462	605	140	192	19	19	240	180	415	293,5	27	19,3	38	28	154,0	164,0
200	200	100	695	445	563	733	180	192	20	19	295	180	465	329	32	24,3	48	32		265,0

+ flange connection directly on the body - stud